

SPECIFICATIONS	
TYPE	Aluminium support
HEIGHT ADJUSTMENT	By lever
FACTORY SEAT SETUP	— 2,5° backward — 6,0° backward
SEAT CONNECTION	Fixing slot holes 140 x 140 ~ 153 x 153 mm [5.51 x 5.51 ~ 6.02 x 6.02 in]
MORSE CONE DIAMETER	28,0 mm [1.10 in]
MECHANISM SURFACE FINISH	Black
GAS LEVER FINISH	— Black painted (Zamak) — Black (Nylon)

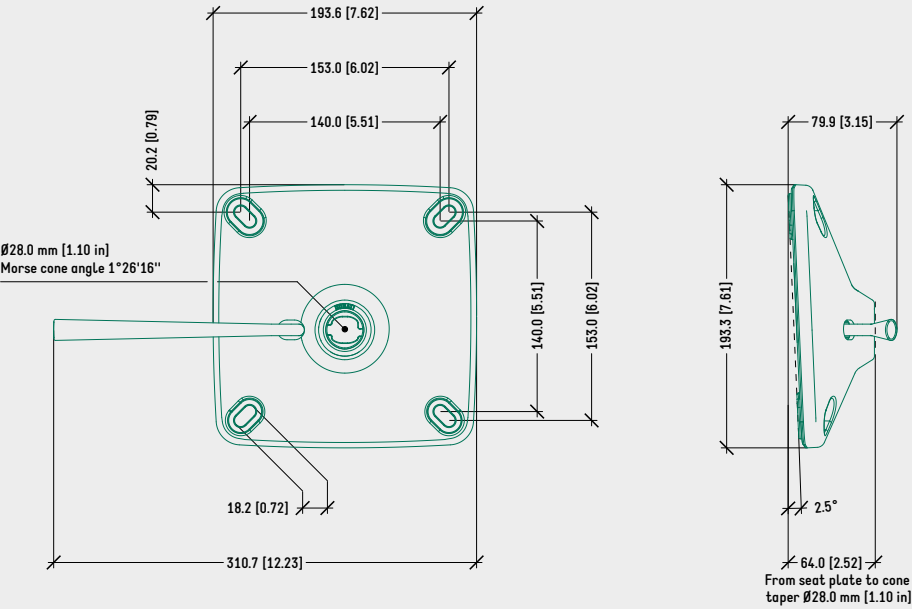
PRODUCT CODES

PLANE MAJOR


2,5° BACKWARD / ZAMAK LEVER	1050650
2,5° BACKWARD / NYLON LEVER	1050651
6° BACKWARD / ZAMAK LEVER	1050670
6° BACKWARD / NYLON LEVER	1050671

TECHNICAL DRAWING


PLANE MAJOR - 2,5° BACKWARD / ZAMAK LEVER



SURFACE FINISHES



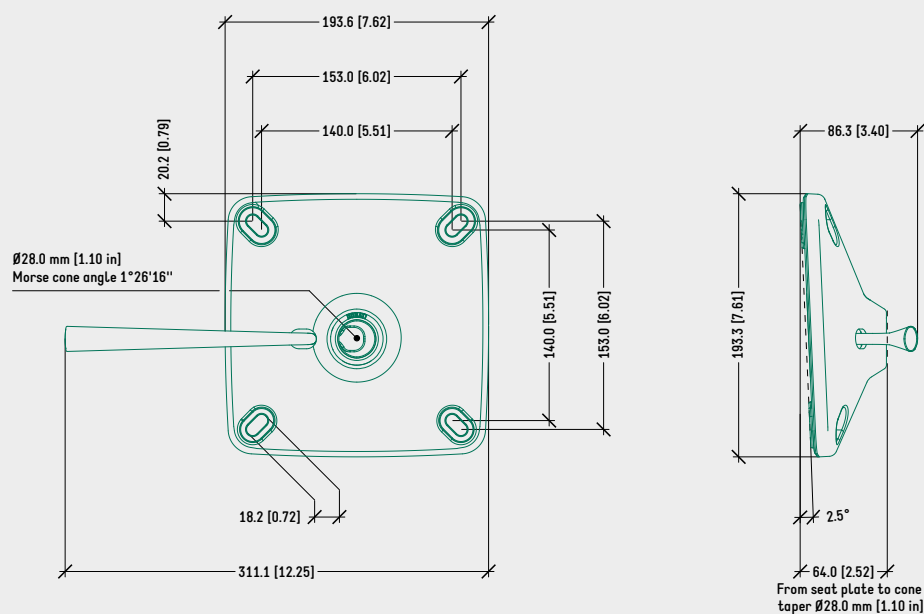
BLACK PAINTED
ALUMINIUM
HOUSING




BLACK PAINTED
ZAMAK LEVER

TECHNICAL DRAWING

PLANE MAJOR - 2,5° BACKWARD / NYLON LEVER



SURFACE FINISHES



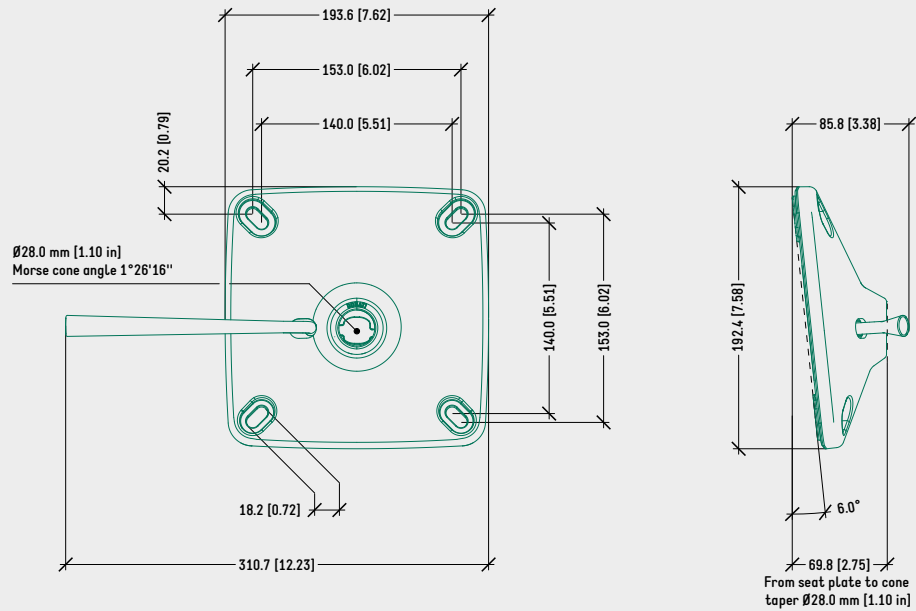
BLACK PAINTED
ALUMINIUM HOUSING




BLACK NYLON
LEVER

TECHNICAL DRAWING


PLANE MAJOR - 6° BACKWARD / ZAMAK LEVER



SURFACE FINISHES



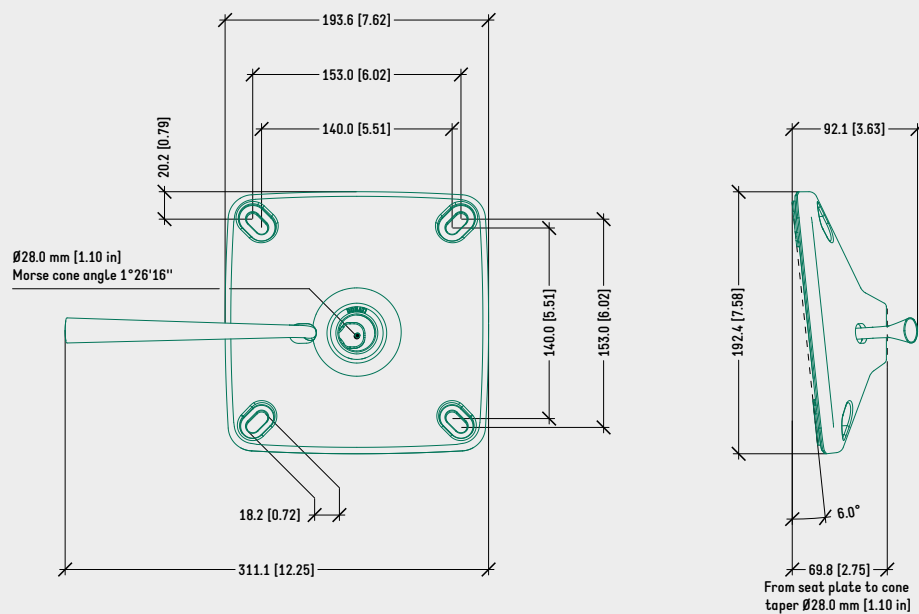
BLACK PAINTED
ALUMINIUM
HOUSING AND LEVER




BLACK PAINTED
ZAMAK LEVER

TECHNICAL DRAWING

PLANE MAJOR - 6° BACKWARD / NYLON LEVER



SURFACE FINISHES



BLACK PAINTED
ALUMINIUM HOUSING



BLACK NYLON
LEVER