

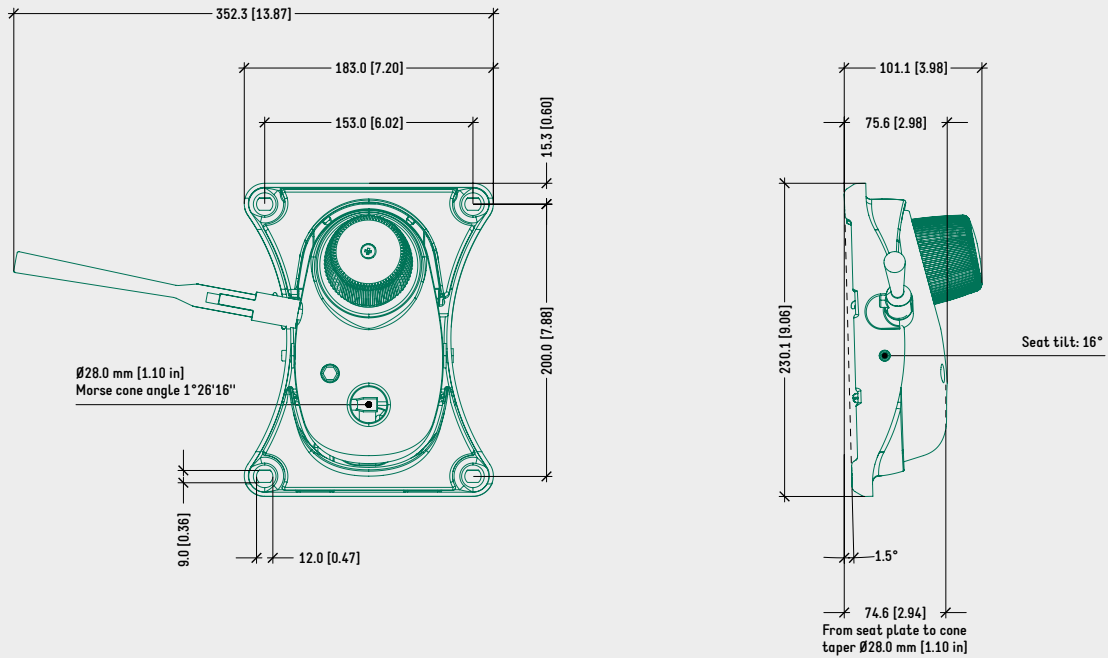
SPECIFICATIONS	
TYPE	Tilt mechanism
TILT ANGLES	16°
TILT LOCKING	1 position, by lever
FACTORY SEAT SETUP	1,5° backwards
HEIGHT ADJUSTMENT	By lever
COMFORT	Lower tension adjustment knob
SEAT CONNECTION	Steel plate 153 x 200 mm [6.02 x 7.87 in]
MORSE CONE DIAMETER	28,0 mm [1.10 in]
MECHANISM SURFACE FINISH	— Polished — Black painted
GAS LEVER FINISH	— Chrome (Zamak) — Black painted (Zamak) — Black (Nylon)
LOWER KNOB & COVER FINISH	Black
ITEMS PER BOX	84
BOXES PER PALLET (MOQ)	4 boxes (336 items)
PALLET SIZE (LxWxH)	80 x 120 x 210 cm [31.5 x 47.2 x 82.7 in]

PRODUCT CODES


<u>MPD38 STEEL PLATE - ZAMAK LEVER</u>	
POLISHED	1020181
BLACK PAINTED	1020180
<u>MPD38 STEEL PLATE - NYLON LEVER</u>	
POLISHED	On request
BLACK PAINTED	1020162
BLACK PAINTED ECO (W/O PLASTIC COVERS)	1020161

TECHNICAL DRAWING


MPD38 STEEL PLATE




SURFACE COLOURS / FINISHES




POLISHED ALUMINIUM HOUSING



CHROMED ZAMAK LEVER



BLACK PAINTED ALUMINIUM HOUSING, LEVER, SEAT PLATE



BLACK PLASTIC LEVER, LOWER KNOB, COVERS