

SPECIFICATIONS

TYPE	<ul style="list-style-type: none"> — Tilt mechanism — Tilt mechanism with tilt lock
TILT ANGLES	<ul style="list-style-type: none"> — 7° backward / 4° forward (W/O tilt lock) — 7° backward (with tilt lock)
(OPT.) TILT LOCKING	<ul style="list-style-type: none"> — 1 position, by Bowden cable — 1 position, by Bowden activated lever
FACTORY SEAT SETUP	<ul style="list-style-type: none"> — 2,5° backward (standard version) — 6° backward (loungue version)
HEIGHT ADJUSTMENT	<ul style="list-style-type: none"> — By Bowden cable — By Bowden cable activated lever
COMFORT	Factory setup
SEAT CONNECTION	Bolt-on aluminium plate 153 x 153 mm [6.02 x 6.02 in]
MORSE CONE DIAMETER	28,0 mm [1.10 in]
MECHANISM SURFACE FINISH	<ul style="list-style-type: none"> — Black painted — Polished

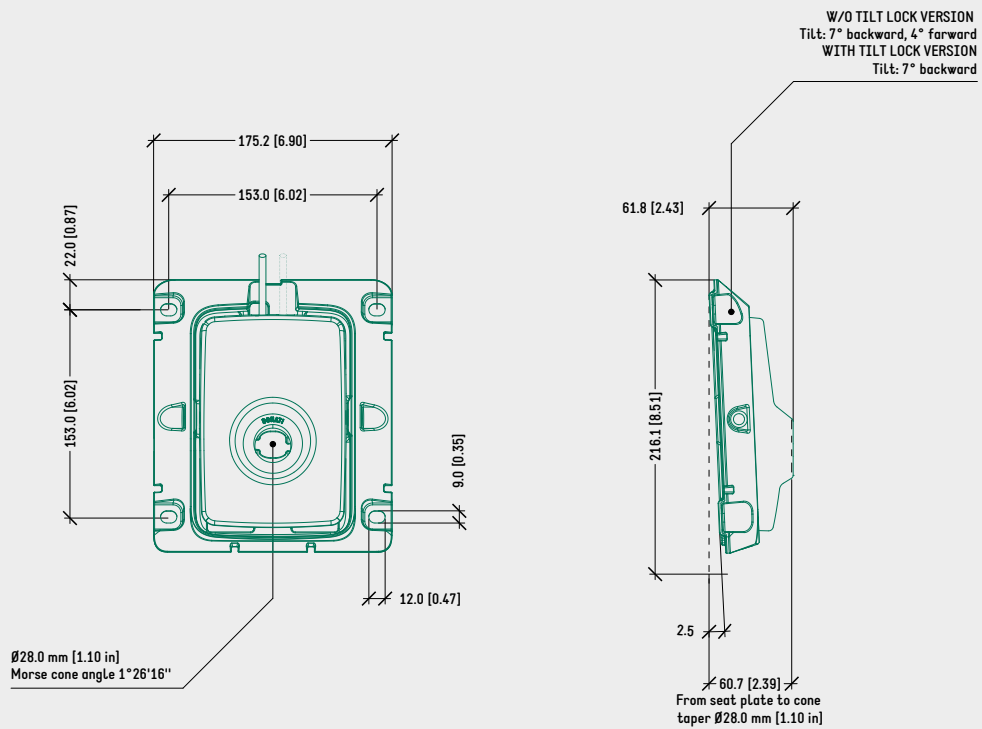
PRODUCT CODES

.....


<u>INSTAR CABLE MAJOR TILT - WITH TILT LOC</u>	
POLISHED CABLES ONLY (STANDARD VER.)	On request
BLACK PAINT, CABLES ONLY (STANDARD VER.)	1023700
POLISHED, CABLES ONLY (LOUNGE VER.)	On request
BLACK PAINTED, CABLES ONLY (LOUNGE VER.)	1023750
<u>INSTAR CABLE MAJOR TILT - W/O TILT LOCK</u>	
POLISHED, CABLE ONLY (STANDARD VER.)	On request
BLACK PAINT, CABLE ONLY (STANDARD VER.)	On request
POLISHED, CABLES ONLY (LOUNGE VER.)	On request
BLACK PAINTED, CABLES ONLY (LOUNGE VER.)	On request

TECHNICAL DRAWING


INSTAR CABLE MAJOR TILT - STANDARD VERSION (2,5°)



SURFACE COLOURS / FINISHES



BLACK PAINTED ALUMINIUM HOUSING, SEAT PLATE



POLISHED ALUMINIUM HOUSING

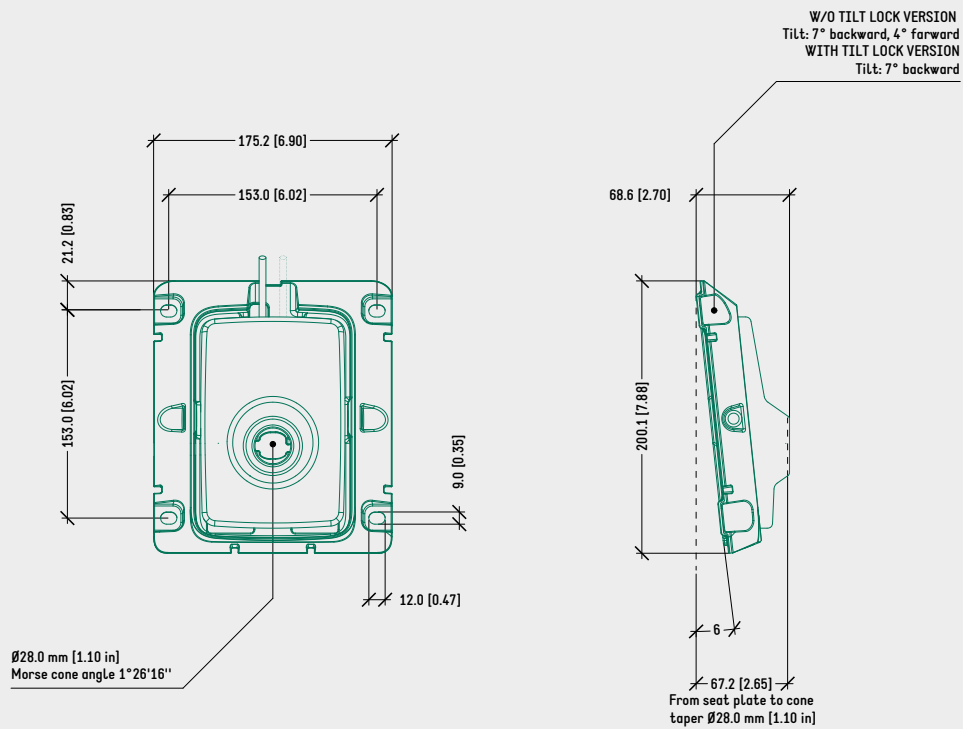
RELATED PRODUCTS




INSTAR BLACK OR GREY NYLON COVER

TECHNICAL DRAWING


INSTAR CABLE MAJOR TILT - LOUNGE VERSION (6°)



SURFACE COLOURS / FINISHES



BLACK PAINTED ALUMINIUM HOUSING, SEAT PLATE



POLISHED ALUMINIUM HOUSING

RELATED PRODUCTS



INSTAR BLACK OR GREY NYLON COVER