

## SPECIFICATIONS

TYPE	Weight-activated synchronized mechanism
TILT ANGLES	20° backrest / 6,5° seat
BACKREST TILT LOCK	4 positions, by lever
HEIGHT ADJUSTMENT	By lever
SEAT ANGLE ADJUSTMENT	4° forward, by lever
COMFORT	Quick tension fine-tuning by side knob
SEAT CONNECTION	Donati quick connection sliding seat rails
BACK BAR CONNECTION	Donati standard (width 90,0 mm [3.54 in])
MORSE CONE DIAMETER	28,0 mm [1.10 in]
MECHANISM SURFACE FINISH	Black painted
LEVER FINISH	Black
SIDE KNOB FINISH	Anthracite grey (RAL 7016)
ITEMS PER BOX	40
BOXES PER PALLET (MOQ)	4 boxes (160 items)
PALLET SIZE (LxWxH)	80 x 120 x 210 cm [31.5 x 47.2 x 82.7 in]

## PRODUCT CODES

.....  
INEDITO

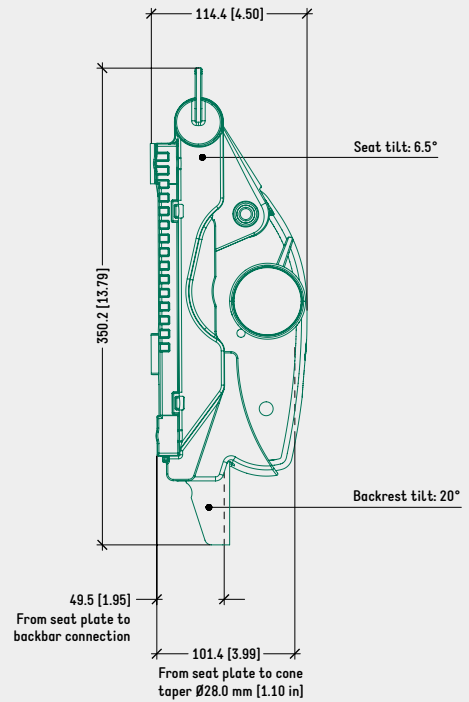
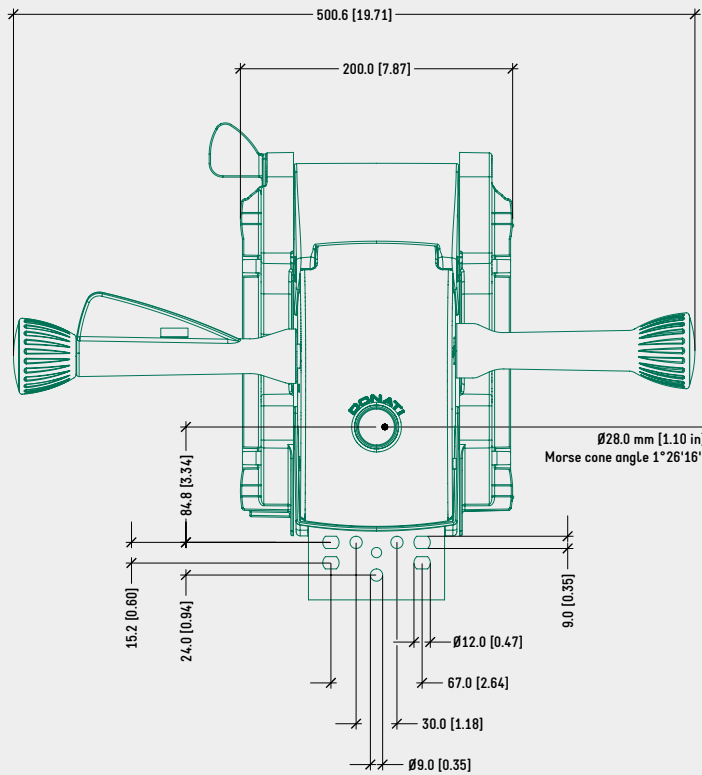
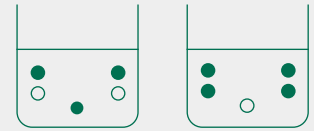
SEAT ANGLE ADJUSTMENT

1063652


TECHNICAL DRAWING

INEDITO SEAT ANGLE ADJUSTMENT

RECOMMENDED FIXING HOLES FOR BACK BAR CONNECTION  
(WIDTH 90,0 mm [3,54 in])




SURFACE COLOURS / FINISHES



BLACK PAINTED ALUMINIUM HOUSING



BLACK PLASTIC LEVERS, SEAT RAILS, COVERS



ANTHRACITE GREY (RAL 7016) PLASTIC SIDE KNOB

RELATED PRODUCTS



DONATI QUICK CONNECTION SLIDING SEAT FAMILY



DONATI QUICK CONNECTION SLIDING PLATE ADAPTER  
CODE: 4515220



DONATI QUICK CONNECTION SLIDING ADAPTER MODULA 1  
CODE: 4515270