



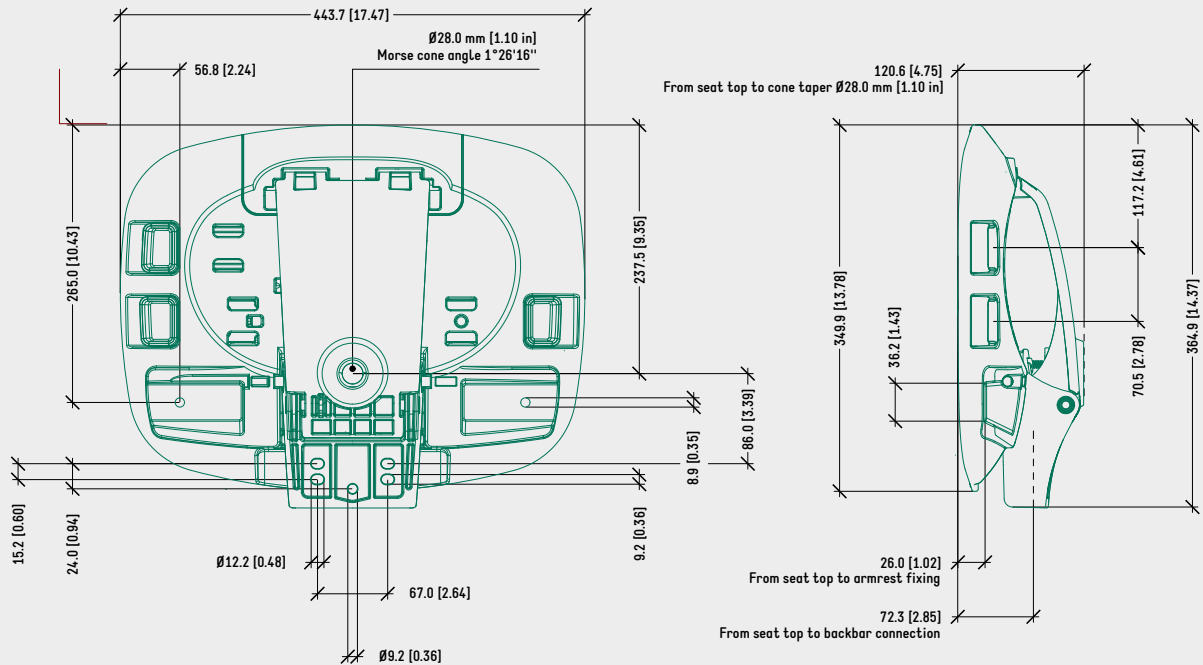
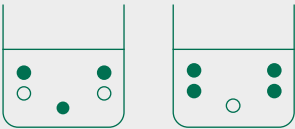
SPECIFICATIONS	
TYPE	Weight-activated synchronized mechanism
TILT ANGLES	21° backrest / 6,5° seat
BACKREST TILT LOCK	1 position, by seat integrated lever
HEIGHT ADJUSTMENT	By seat integrated lever
SEAT DEPTH ADJUSTMENT	70 mm [2.76], by seat integrated lever
SEAT CONNECTION	Integrated with the mechanism
UPHOLSTERY FIXING	By draw string on upholstery plate
COMFORT	Factory setup
ARMREST CONNECTION	Type-N armrest interface
BACK BAR CONNECTION	Donati standard (width 90,0 mm [3.54 in])
CERTIFICATIONS	EN1335
MORSE CONE DIAMETER	28,0 mm [1.10 in]
LEVER & COVER FINISH	Black

PRODUCT CODES	
.....	
<u>EPSILON INTEGRATED SEAT</u>	1065002
<u>UPHOLSTERY PLATE</u>	4515247


TECHNICAL DRAWING

EPSILON INTEGRATED SEAT

RECOMMENDED FIXING
HOLES FOR BACK BAR
CONNECTION
(WIDTH 90,0 mm [3,54 in])



SURFACE COLOURS / FINISHES



TEXTURED
(NOVATEX 7381)

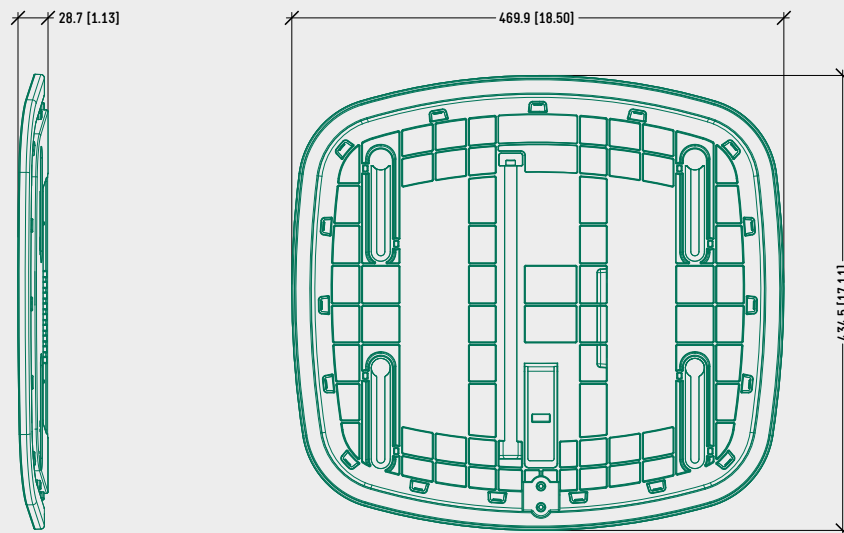
RELATED PRODUCTS



TYPE-N ARMREST
INTERFACE CONNECTION
ONLY

TECHNICAL DRAWING

UPHOLSTERY PLATE



SURFACE COLOURS / FINISHES

BLACK PLASTIC
UPHOLSTERY PLATE