

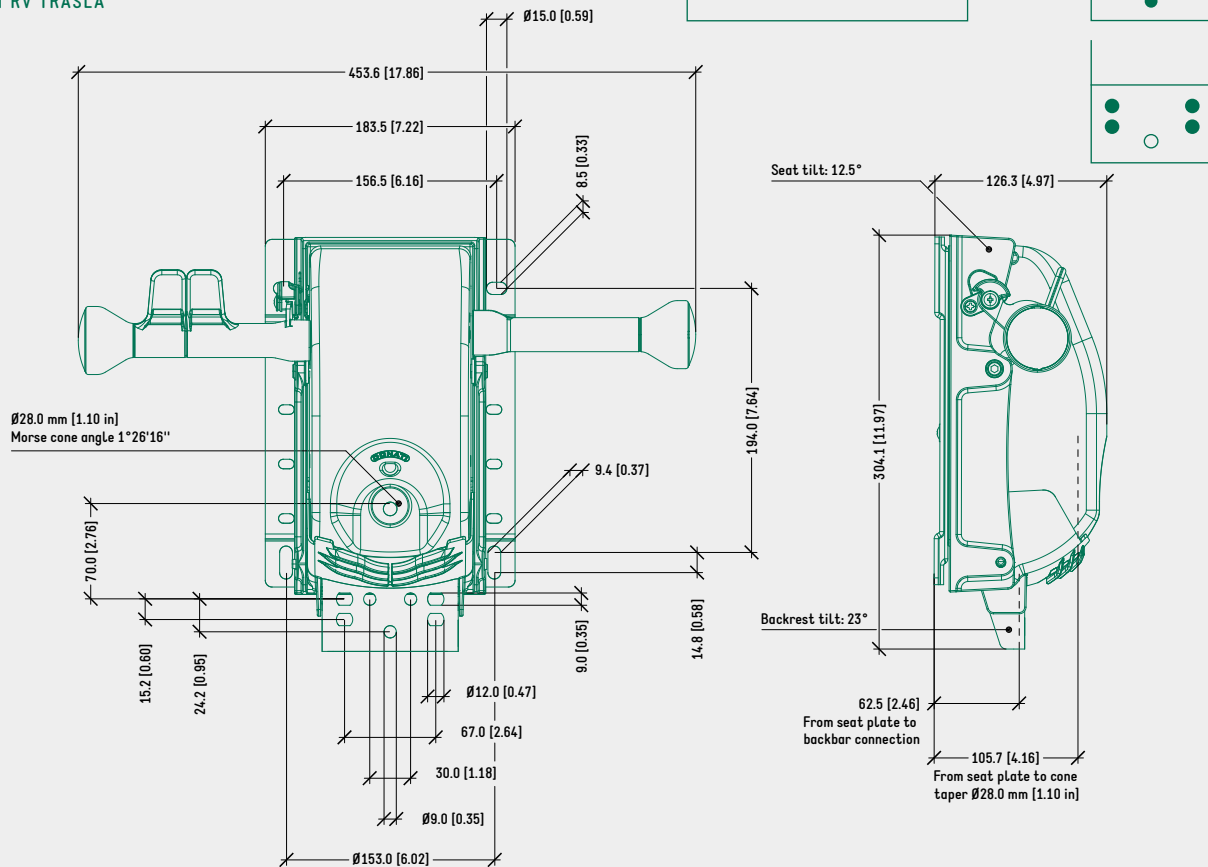
SPECIFICATIONS	
TYPE	Synchro tilt mechanism
TILT ANGLE	23° backrest / 10° seat
BACKREST TILT LOCK OR BACKREST TRAVEL RESTRICTION	— 5 positions, by lever
HEIGHT ADJUSTMENT	By lever
COMFORT	Quick side tension adjustment (7 steps) knob
SEAT DEPTH ADJUSTMENT	— 60 mm [2.36 in], by lever — 73 mm [2.87 in], by lever
SEAT CONNECTION	Bolt-on plate 153,0 x 200,0 mm [6.02 x 7.87 in]
BACK BAR CONNECTION	Donati standard (width 90,0 mm [3.54 in])
MORSE CONE DIAMETER	28,0 mm [1.10 in]
MECHANISM SURFACE FINISH	Black painted
LEVER FINISH	Black
SIDE KNOB FINISH	— Black — Traffic grey (RAL 7043)
ITEMS PER BOX	30
BOXES PER PALLET (MOQ)	4 boxes (120 items)
PALLET SIZE (LxWxH)	80 x 120 x 210 cm [31.5 x 47.2 x 82.7 in]

PRODUCT CODES


.....	
<u>EPRON RV TRASLA (60 mm SEAT DEPTH ADJ.)</u>	
TILT LOCK	1061031
TRAVEL RESTRICTION	On request
<u>EPRON RV TRASLA (73 mm SEAT DEPTH ADJ.)</u>	
TILT LOCK	1061035
TRAVEL RESTRICTION	On request

TECHNICAL DRAWING

EPRON RV TRASLA




SURFACE COLOURS / FINISHES



BLACK PAINTED ALUMINIUM HOUSING



BLACK PLASTIC LEVERS, SEAT PLATE, COVER, SIDE KNOBS



TRAFFIC GREY (RAL 7043) PLASTIC SIDE KNOB

RELATED PRODUCTS



DONATI BOLT-ON SLIDING OR FIXED SEAT FAMILY



BOLT-ON SEATS 153x200 mm [6.0x7.0 in] CONNECTION